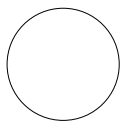
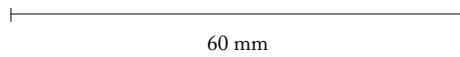




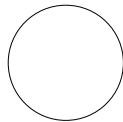
FINN DIN RINGSTØRRELSE

Målene nedenfor er innvendig diameter i millimeter.
Print ut størrelses guiden og legg en ring du har fra før, i ønsket størrelse, på arket.
Finn sirkelen under som er nærmest i størrelse (innvendige mål).

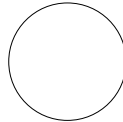
For å være sikker på at printen er i riktig størrelse kan du sjekke at streken under er 60 mm lang:



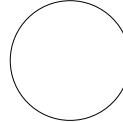
14,9 - 15,2
47



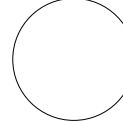
15,3 - 15,4
48



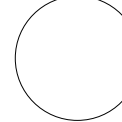
15,6 - 15,8
49



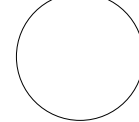
15,9 - 16,1
50




16,2 - 16,4
51



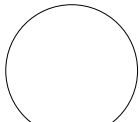
16,5 - 16,8
52




16,9 - 17,1
53



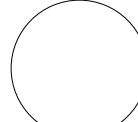
17,2 - 17,4
54



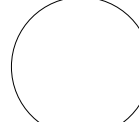
17,5 - 17,7
55



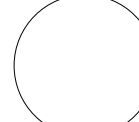
17,8 - 18,0
56



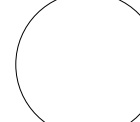
18,1 - 18,4
57




18,5 - 18,7
58



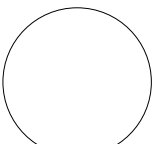
18,8 - 19,0
59




19,1 - 19,3
60




19,4 - 19,6
61




19,7 - 19,9
62



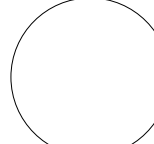
20,0 - 20,3
63




20,4 - 20,6
64




20,7 - 20,9
65




21,0 - 21,3
66



21,4 - 21,5
67



21,6 - 21,9
68



22,0 - 22,2
69